

Easy grooving with a threading machine.


PORTABLE GROOVER H

25A - 400A (1" - 16")

Standard Model: 2" - 6"

RG-RH unit provides 16" grooving (Schedule 10) and Schedule 40 grooving up to 12".

- Compact, light weight, powerful, and large capacity!
- Easy to mount on your threading machine.
- Easy operation with guide roller means there is no need to put your hand on the pipe.
- Handle is incredibly light with hydraulic cylinder.



RG-RH on NP50AV

Portable Groover H
RG-RH
with Mount Kit
M-HR1



No need to remove carriage, reamer or die head



Hydraulic Cylinder

Code No.	341506
Model	RG-RH Portable Groover H
Working Capacity (in.)	1 - 16 Sch. 10 steel pipe 1 - 12 Sch. 40 steel pipe
Dimensions (D×W×H) mm	272 × 478 × 385*
Net Weight (kg)	35.5
Standard Accessories	341133 Roller Set 2"- 6" (Sch. 10 - 40) 341125 Spacer 1"- 6" (Mount Kit not included)

* Excluding connecting shaft and pump handle



Simple mount kit (option) provides adaptability to Rex 2", 3", 4" threading machines and #300.



Guide roller prevents the pipe from detaching and eliminates vibration, so there's no need to place your hand on the pipe.

Optional Accessories

Code No.	Model
341560	Mount Kit M-HR1 REX 50A Machine
341561	Mount Kit M-HR2 REX 80A Machine
341562	Mount Kit M-HR3 REX100A Machine
341563	Mount Kit M-HE1 #300
341111	Roller Set (8"-12": Sch. 10-40, 10"-12": Sch. 10)
341141	Main Shaft For Roller 1"-1½" RG-RH
341113	Roller Set 1"-1½" (Sch. 10-40)
341118	Roller Set SUS 30- 50Su (1"-1½": Sch. 5S-10S)
341119	Roller Set SUS 60- 80Su (2"-3": Sch. 5S-10S)
341120	Roller Set SUS 100-150Su (4"-6": Sch. 5S-10S)
341124	Spacer 8"-12"
341137	Roller Set 10"-12" (Sch. 40)
341138	Roller Set 14"-16" (Sch. 10)


Combined Motor and Groover Set NPG150M

25A - 150A (1" - 6")

Standard Model: 2" - 6"

Rex provides a great combination!

· NPG150M is a combined motor unit and Portable Groover M (RG-R0+M-R1).



NPG150M
341323

RG-RH on NPG150M

Code No.	Model	Voltage	Groover	Mount Kit
341323	NPG150M CE 230V	230 V	RG-R0	M-R1


PORTABLE GROOVER M/S

25A - 150A (1" - 6")

Standard Model: 2" - 6"

Just attach to a REX pipe threading machine for fast, easy grooving.


- Anti-slipping device enables safe, efficient processing.
- Groove depth easily adjusted.
- Special power booster facilitates light and easy operation.



RG-R1 with NP50A

Portable Groover M
RG-R0 with Mount base M-R1

For Steel Pipe Portable Groover M



RG-R0 with
Mount Base M-R1

For Stainless Steel Pipe Portable Groover S



RG-S1 with
Mount Base M-R1

* Subject to confirmation of adaptability to SUS pipe in each country.



Rollers for SUS
Precise grooving with special rollers

- Makes grooves on 1" to 6" Schedule 10 and 1" to 3" Schedule 40 steel pipes.
- Easily attached to REX N50A, R50A, P50A, NP50A, N80A, S80A, NP80A, N100A, #300 or 300 Compact.
- Like the Light Groove 150DX, groove depth is easily adjusted. Power mechanism enables grooving with minimal force.
- Compact, lightweight, excellent durability.
- Mount the groover on any of the machines simply by replacing the mount base (5 types available).



341555
Mount Base

341554

Code No.	Model	Applicable machine	Working Capacity	Weight (kg)
341505	RG-R0	No Mount Base	1" - 6" Sch. 10	12.0
341501	RG-R1	N50A, R50A, P50A, NP50A	1" - 3" Sch. 40	14.5
341502	RG-R2	N80A, S80A, NP80A	Standard Model	
-	RG-R3	N100A	For 2" - 6" Sch. 10, 2" - 3" Sch. 10 - 40	
341503	RG-E1	#300	(Roller set 341558)	
341504	RG-E2	300 Compact		
341631	RG-S1	No Mount Base	Stainless Steel Pipe 30-50Su Sch. 5S	10.0
341632	RG-S2	No Mount Base	Stainless Steel Pipe 60-150Su Sch. 5S	

Optional Accessories

Code No.	Model
341551	Roller set 1" (Sch. 10 - 40)
341552	Roller set 1½"-1½" (Sch. 10 - 40)
341554	Mount Base R1 REX 50A Machine
341555	Mount Base R2 REX 80A Machine
341559	Mount Base R3 REX 100A Machine
341556	Mount Base E1 #300
341557	Mount Base E2 #300 Compact