

NP50A / NR50A Series

A Best Seller Among Compact Machines!

- Small but powerful 700 W series motor.
- Easy to use, high productivity, excellent portability - only 48 kg.
- Pipe size can be adjusted simply by turning the lever nut.
- Thread length can be adjusted by just changing the lever contact (except manual Die Head)
- Supports #300 die heads and dies. (NR50AV)



NP50AV



Manual Die head NV-auto Die head Uni-auto Die head

Standard Accessories:

- Carbon Brushes 1 pair, Cutting Oil (50W-R) 2 L
- Hex key-wrench 3-4-5-6 mm, Dies 1/2"-3/4", 1"-2" 1set each
- Die head 1/2"-2"

	Code No.	Model	Voltage	Rotation	Dies type	Die Head 1/2"-2"	Remarks
NP50A	218620	NP50A	220 V	Right only	BSPT	Manual BSPT	
	218621	NP50A	110 V	Right only	BSPT	Manual BSPT	no leg
	218231	NP50AV	220 V	Right only	BSPT	NV-auto BSPT	
NP50AV	218235	NP50AV	220 V	Right only	NPT	NV-auto NPT	
	218232	NP50AV CE	230 V	R/L	BSPT	NV-auto BSPT	with Foot Switch
	218233	NP50AV	110 V	Right only	BSPT	NV-auto BSPT	no leg
	218234	NP50AV	220 V	Right only	BSPT	Uni-auto BSPT	PLP
	218237	NP50AV CE	110 V	R/L	BSPT	NV-auto BSPT	with Foot Switch
	218238	NP50AV	220 V	Right only	BSPT	Uni-auto BSPT	
	218240	NP50AV	220 V	Right only	BSPT	NV-auto BSPT	G-plug
	218211	NR50AV	220 V	Right only	BSPT	NV-autoR BSPT	
NR50AV	218214	NR50AV	220 V	Right only	NPT	NV-autoR NPT	
	218216	NR50AV	220 V	Right only	BSPT	NV-autoR BSPT	G-plug
	218212	NR50AV CE	230 V	R/L	BSPT	NV-autoR BSPT	with Foot Switch
	218215	NR50AV	120 V	Right only	NPT	NV-autoR NPT	
NR50A	218213	NR50AV CE	110 V	R/L	BSPT	NV-autoR BSPT	with Foot Switch
	218650	NR50ACE	110 V	R/L	BSPT	ManualR BSPT	with Foot Switch

Caution: Be sure to use NR50AV die head and dies only. The NR50AV does not support die heads and dies for other models.

Threading Capacity (in.)	Motor Voltage (50/60 Hz) AC (V)	Motor Single-Phase (Series700 W)	Rotation Speed (Unloaded) (rpm)	Weight* (kg)	Dimensions L x W x H (mm)
1/2 - 2	110-120 or 220-230	Input 1600 W Output 1000 W	39	48	700 x 440 x 408

* without DH

8A - 50A (1/4" - 2")

Standard Model 1/2"-2"



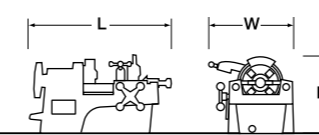
NR50AV



Manual Die head NV-auto Die head



5075 Roller Blade for PLP (option)



NEW

NP80A Series

A machine that gives you the best finish you've ever seen!


Based on a totally new concept, the NP80A is designed to be user-friendly, easily maintained and completely reliable. A machine you can really trust. Easy to use, high productivity, excellent portability. A machine that gives you total control and satisfaction on the job.

8A - 80A (1/4" - 3")

Standard Model 1/2"-3"



NP80A with manual die head




NV-auto die head (for 1/2"-2" pipe) NP80AV/AVIII

Makes a smooth, beautifully finished tapered thread with ease.



Standard Accessories:

- Carbon Brushes 1 pair, Cutting Oil (50W-R) 4 L
- Hex key-wrench 3-4-5-6 mm, Dies 1/2"-3/4", 1"-2", 2 1/2"-3" 1set each
- Die head 1/2"-2", 2 1/2"-3" one each



Manual die head (for 1/2"-2" pipe) NP80A Manual die head (for 2 1/2"-3" pipe) NP80A/AV Uni-auto die head (for 1/2"-2" pipe) NP80AV/AVIII Self-opening die head (for 2 1/2"-3" pipe) NP80AVIII

The die head is fitted with a micro fine-adjustment dial to simplify fine-adjustment of the thread for each size of pipe. (Self-opening die head)

	Code No.	Model	Voltage	Rotation	Dies type	Die Head	Remarks
NP80A	274670	NP80A	220 V	R only	BSPT	Manual 1/2" - 2" + Manual 2 1/2" - 3"	
	274672	NP80ACE	110 V	R/L	BSPT	Manual 1/2" - 2" + Manual 2 1/2" - 3"	with Foot Switch
	274673	NP80A	110 V	R only	BSPT	Manual 1/2" - 2" + Manual 2 1/2" - 3"	no leg
NP80AV	274750	NP80AV	220 V	R only	BSPT	NV-auto 1/2" - 2" + Manual 2 1/2" - 3"	G-plug
	274751	NP80AVCE	230 V	R/L	BSPT	NV-auto 1/2" - 2" + Manual 2 1/2" - 3"	with Foot Switch
	274752	NP80AV	220 V	R only	BSPT	Uni-auto 1/2" - 2" + Manual 2 1/2" - 3"	
	274753	NP80AV	220 V	R only	NPT	NV-auto 1/2" - 2" + Manual 2 1/2" - 3"	
NP80AVIII	274754	NP80AV	220 V	R only	BSPT	NV-auto 1/2" - 2" + Manual 2 1/2" - 3"	
	274701	NP80AVIII CE	230 V	R/L	BSPT	NV-auto 1/2" - 2" + Self-opening 2 1/2" - 3"	with Foot Switch
	274702	NP80AVIII	220 V	R only	BSPT	Uni-auto 1/2" - 2" + Self-opening 2 1/2" - 3"	

Threading Capacity (in.)	Voltage (50/60 Hz) AC (V)	Motor Single-Phase	Rotation Speed (Unloaded) (rpm)	Weight* (kg)	Dimensions L x W x H (mm)
1/2 - 3	110-120 or 220-230	Input 1600 W Output 1000 W	29	67	690 x 490 x 423

* without DH